



Name:


Count the **mangoes**. Colour **8** mangoes **only**.




Trace the numeral **8**



Count the **mangoes**. Colour **9** mangoes **only**.



Trace the numeral **9**





Year 2 Week 3 Day 1

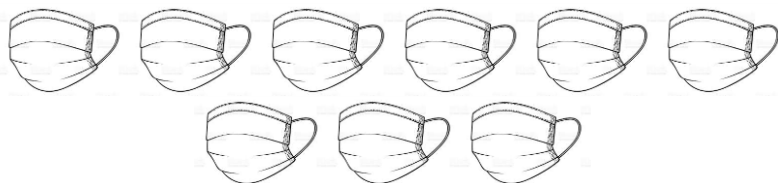


Name:

Instructions: Start at the green dot and end at the red to correctly trace the numerals **8** and **9**. Trace the numeral names.

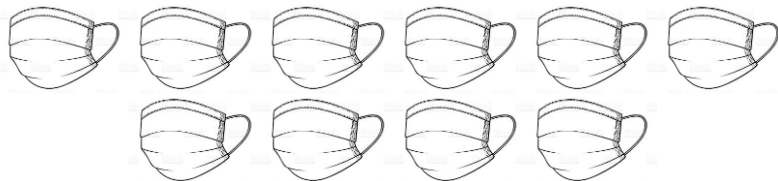


Colour 8 face masks blue



eight

Colour 9 face masks blue



nine

Year 2 Week 3 Day 2



Name:


Instructions: Trace the numeral name “eight”

e i g h t

e i g h t

Write the numeral name “eight”

Colour the **8** milk cartoons.



Year 2 Week 3 Day 3





Name:

Instructions: Trace the numeral name "nine"

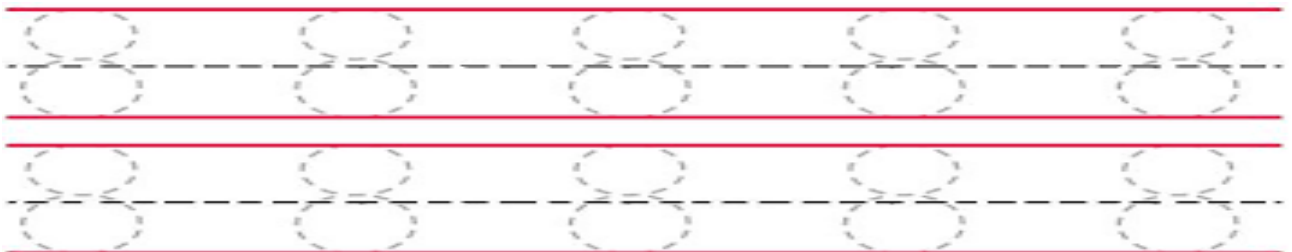
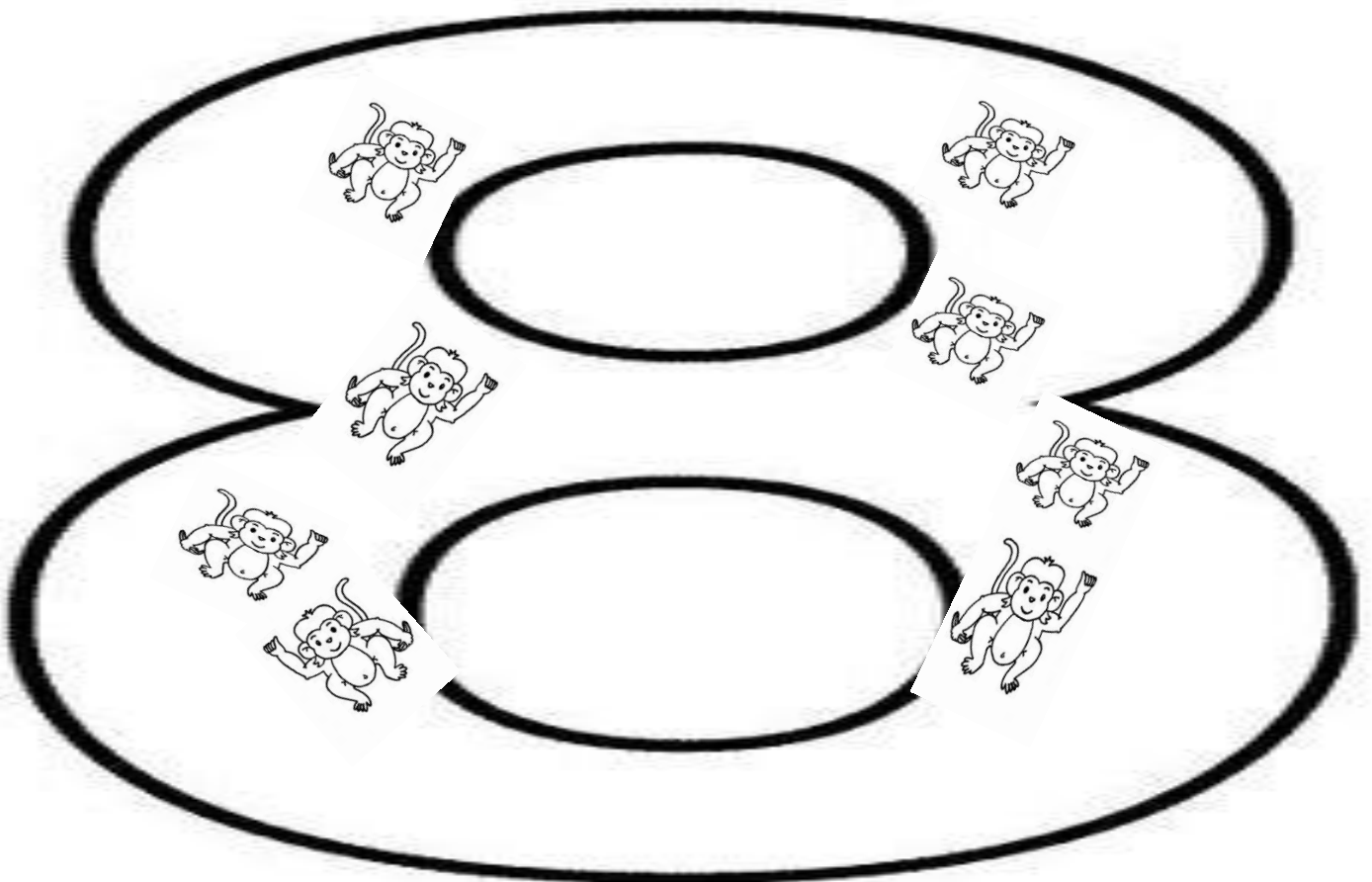
<h1>n i n e</h1>
<h1>n i n e</h1>
Write the numeral name "nine" _____

Colour the 9 milk cartoons





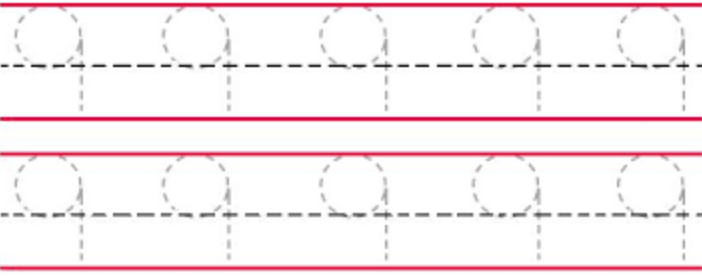
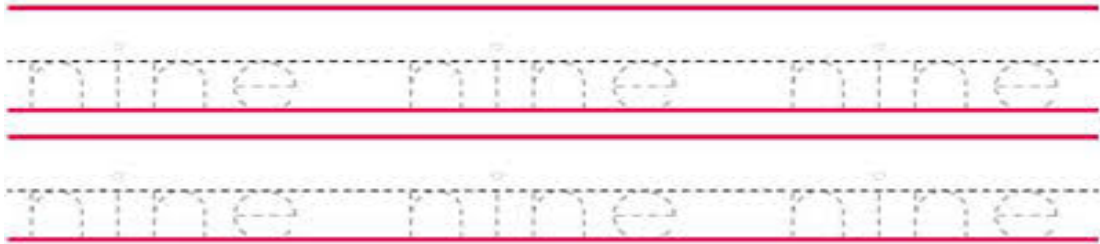
Name:

Instructions: Count then colour the **8** monkeys. Trace the numeral name 'eight' and the numeral **8**



Name:

Instruction: Follow each instruction to complete the table.

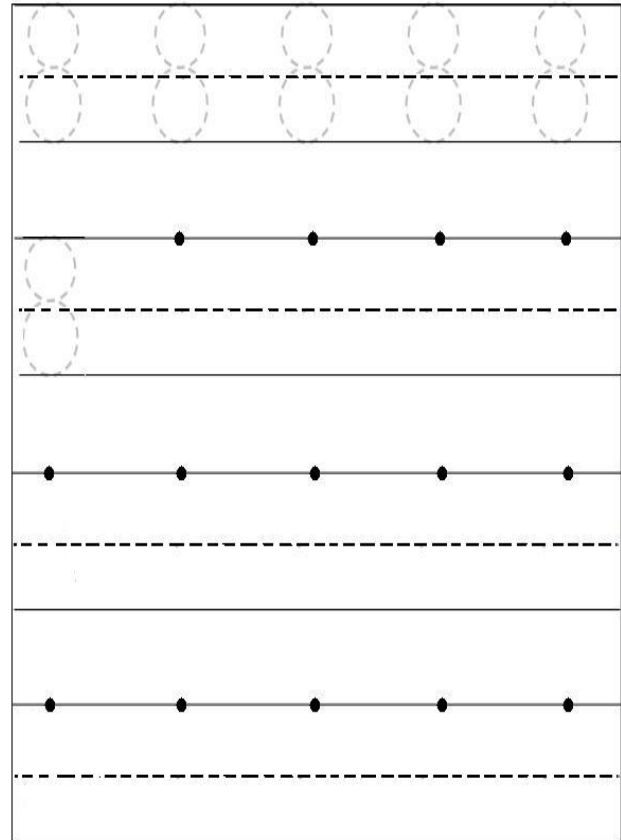

<p>Paste chips of paper to form numeral 9</p> 	 <p>Colour the nine monkeys</p>
<p>Trace the numeral 9</p> 	<p>Trace the numeral name "nine"</p> 

Year 2 Week 3 Day 4



Name:

Instructions: Trace the numerals 8 and 9.

	
--	---

Circle all the numeral 8

8 7 8 6 9 8 3 7 8 7 8 6 9 3

Circle all the numeral 9

8 9 8 6 9 6 9 7 9 7 6 8 9 6

Year 2 Week 3 Day 5

